

## anti- BMP7 antibody

### Product Information

|               |   |
|---------------|---|
| Catalog No.:  | FNab00920   |
| Size:         | 100µg   |
| Form:         | liquid  |
| Purification: | Immunogen affinity purified   |
| Purity:       | ≥95% as determined by SDS-PAGE  |
| Host:         | Rabbit  |
| Clonality:    | polyclonal  |
| IsoType:      | IgG   |
| Storage:      | PBS with 0.02% sodium azide and 50% glycerol pH 7.3, -20°C for 12 months (Avoid repeated freeze / thaw cycles.) |

### Background

Induces cartilage and bone formation. May be the osteoinductive factor responsible for the phenomenon of epithelial osteogenesis. Plays a role in calcium regulation and bone homeostasis.

### Immunogen information

|              |   |
|--------------|---|
| Immunogen:   | bone morphogenetic protein 7  |
| Synonyms:    | BMP 7, BMP7, bone morphogenetic protein 7, Eptotermin alfa, OP 1, OP1, Osteogenic protein 1 |
| Observed MW: | 49 kDa  |
| Uniprot ID : | P18075  |

### Application

|                       |   |
|-----------------------|---|
| Reactivity:           | Human, Rat, Mouse   |
| Tested Application:   | ELISA, IHC, WB, IP, IF  |
| Recommended dilution: | WB: 1:500-1:2000; IP: 1:500-1:1000; IHC: 1:20-1:200; IF: 1:20-1:200 |
| Image:                |   |

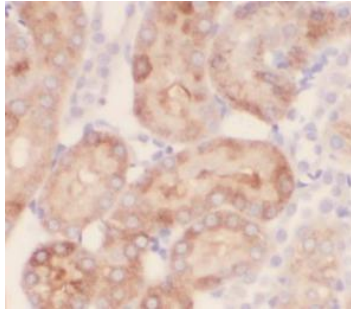
### Wuhan Fine Biotech Co., Ltd.

B9 Bld, High-Tech Medical Devices Park, No. 818 Gaoxin Ave. East Lake High-Tech Development Zone. Wuhan, Hubei, China(430206)

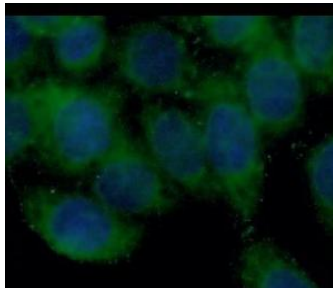
Tel : (0086)027-87384275

Fax: (0086)027-87800889

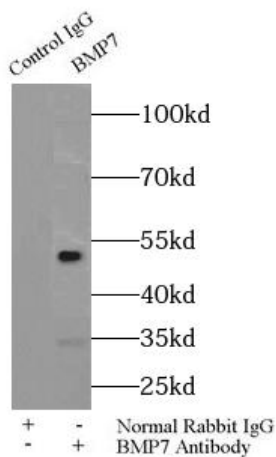
[www.fn-test.com](http://www.fn-test.com)



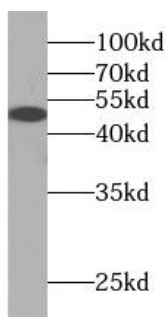
Immunohistochemistry of paraffin-embedded human renal cell carcinoma tissue slide using FNab00920(BMP7 Antibody) at dilution of 1:50



Immunofluorescent analysis of HeLa cells using FNab00920 (BMP7 antibody) at dilution of 1:50 and Alexa Fluor 488-conjugated AffiniPure Goat Anti-Rabbit IgG(H+L)



IP Result of anti-BMP7 (IP: FNab00920, 4ug; Detection: FNab00920 1:800) with HEK-293 cells lysate 2800ug.



HEK-293 cells were subjected to SDS PAGE followed by western blot with FNab00920(BMP7 Antibody) at dilution of 1:1000