

anti- AKAP7 antibody

Product Information

Catalog No.:	FNab00257
Size:	100µg
Form:	liquid
Purification:	Immunogen affinity purified
Purity:	≥95% as determined by SDS-PAGE
Host:	Rabbit
Clonality:	polyclonal
Clone ID:	None
IsoType:	IgG
Storage:	PBS with 0.02% sodium azide and 50% glycerol pH 7.3, -20°C for 12 months (Avoid repeated freeze / thaw cycles.)

Background

Probably targets cAMP-dependent protein kinase(PKA) to the cellular membrane or cytoskeletal structures. The membrane-associated form reduces epithelial sodium channel(ENaC) activity, whereas the free cytoplasmic form may negatively regulate ENaC channel feedback inhibition by intracellular sodium.

Immunogen information

Immunogen:	A kinase(PRKA) anchor protein 7
Synonyms:	A kinase anchor protein 18 kDa, AKAP 18, AKAP 7 isoforms alpha and beta, AKAP18, AKAP7
Observed MW:	9 kDa
UniprotID :	Q9P0M2

Application

Reactivity:	Human, Mouse, Rat
Tested Application:	ELISA, IHC, IF, WB, IP
Recommended dilution:	WB: 1:200-1:2000; IHC: 1:20-200; IP: 1:200-1000; IF: 1:10-100

1

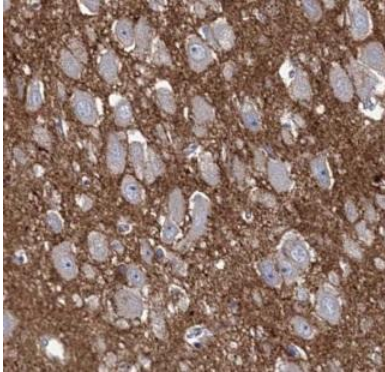
Wuhan Fine Biotech Co., Ltd.

B9 Bld, High-Tech Medical Devices Park, No. 818 GaoxinAve.East Lake High-Tech Development Zone.Wuhan, Hubei, China(430206)

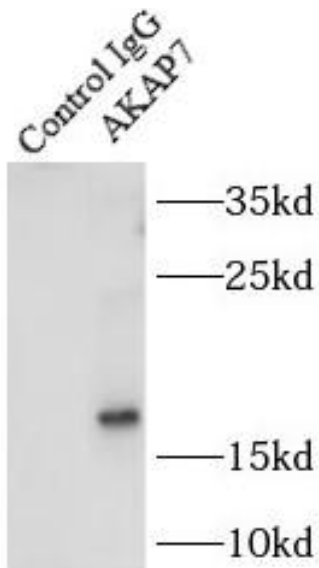
Tel : (0086)027-87384275

Fax: (0086)027-87800889 www.fn-test.com

Image:



Immunohistochemistry of paraffin-embedded human brain tissue slide using FNab00257(AKAP7 Antibody) at dilution of 1:50



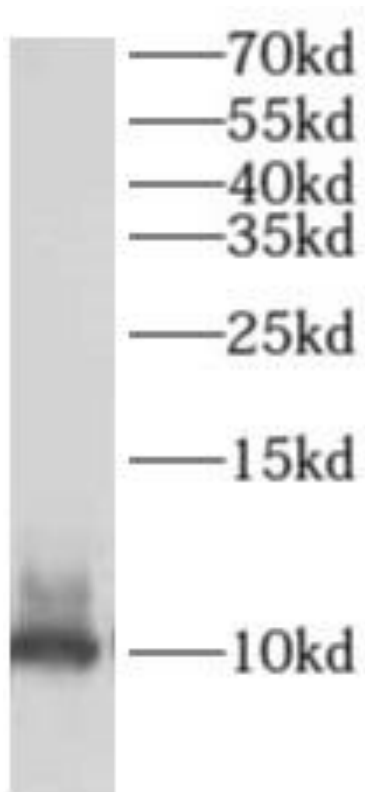
IP Result of anti-AKAP7 (IP:FNab00257, 4ug; Detection:FNab00257 1:300) with mouse brain tissue lysate 4000ug.

Wuhan Fine Biotech Co., Ltd.

B9 Bld, High-Tech Medical Devices Park, No. 818 GaoxinAve. East Lake High-Tech Development Zone. Wuhan, Hubei, China(430206)

Tel : (0086)027-87384275

Fax: (0086)027-87800889 www.fn-test.com



human brain tissue were subjected to SDS PAGE followed by western blot with FNab00257(AKAP7 antibody) at dilution of 1:500