

anti- AHSA1 antibody

Product Information

Catalog No.:	FNab00232
Size:	100µg
Form:	liquid
Purification:	Immunogen affinity purified
Purity:	≥95% as determined by SDS-PAGE
Host:	Rabbit
Clonality:	polyclonal
Clone ID:	None
IsoType:	IgG
Storage:	PBS with 0.02% sodium azide and 50% glycerol pH 7.3, -20°C for 12 months (Avoid repeated freeze / thaw cycles.)

Background

Cochaperone that stimulates HSP90 ATPase activity(By similarity). May affect a step in the endoplasmic reticulum to Golgi trafficking.

Immunogen information

Immunogen:	AHA1, activator of heat shock 90kDa protein ATPase homolog 1(yeast)
Synonyms:	AHA1, AHSA1, C14orf3
Observed MW:	38 kDa
UniprotID :	O95433

Application

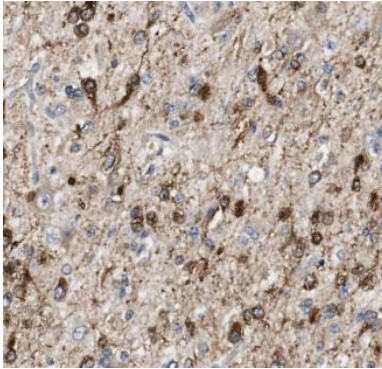
Reactivity:	Human, Mouse, Rat
Tested Application:	ELISA, IHC, IF, WB, IP
Recommended dilution:	WB: 1:200-1:2000; IF: 1:20-1:200; IHC: 1:20-1:200; IP: 1:200-1:2000
Image:	

Wuhan Fine Biotech Co., Ltd.

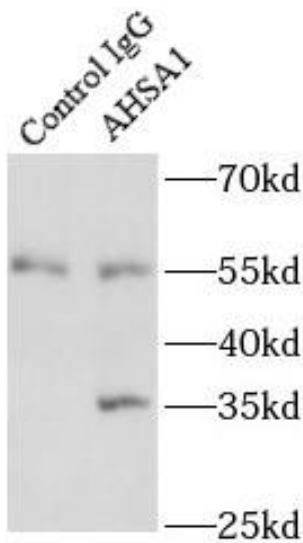
B9 Bld, High-Tech Medical Devices Park, No. 818 GaoxinAve.East Lake High-Tech Development Zone.Wuhan, Hubei, China(430206)

Tel : (0086)027-87384275

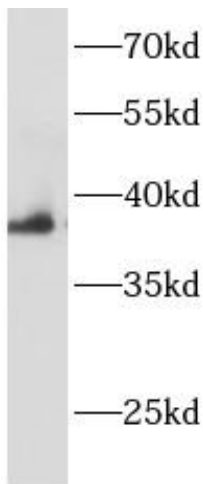
Fax: (0086)027-87800889 www.fn-test.com



Immunohistochemistry of paraffin-embedded human gliomas using FNab00232(AHSA1 antibody) at dilution of 1:50



IP Result of anti-AHSA1 (IP:FNab00232, 4ug; Detection:FNab00232 1:500) with mouse brain tissue lysate 2640ug.



A549 cells were subjected to SDS PAGE followed by western blot with FNab00232(AHSA1 Antibody) at dilution of 1:600

Wuhan Fine Biotech Co., Ltd.

B9 Bld, High-Tech Medical Devices Park, No. 818 GaoxinAve. East Lake High-Tech Development Zone. Wuhan, Hubei, China(430206)

Tel : (0086)027-87384275

Fax: (0086)027-87800889 www.fn-test.com