

anti- Beta Arrestin 2 antibody

Product Information

Catalog No.:	FNab00876
Size:	100µg
Form:	liquid
Purification:	Immunogen affinity purified
Purity:	≥95% as determined by SDS-PAGE
Host:	Rabbit
Clonality:	polyclonal
IsoType:	IgG
Storage:	PBS with 0.02% sodium azide and 50% glycerol pH 7.3, -20°C for 12 months (Avoid repeated freeze / thaw cycles.)

Immunogen information

Immunogen:	arrestin, beta 2
Synonyms:	ARB2, ARR2, ARRB2, Arrestin beta 2, arrestin, beta 2, BARR2, Beta arrestin 2
Observed MW:	50 kDa
Uniprot ID :	P32121

Application

Reactivity:	Human, Mouse, Rat
Tested Application:	ELISA, WB, IF, IP, IHC
Recommended dilution:	WB: 1:1000-1:6000; IP: 1:500-1:3000; IHC: 1:50-1:500; IF: 1:50-1:500
Image:	

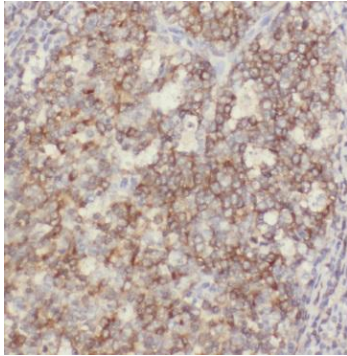
Wuhan Fine Biotech Co., Ltd.

B9 Bld, High-Tech Medical Devices Park, No. 818 Gaoxin Ave. East Lake High-Tech Development Zone. Wuhan, Hubei, China(430206)

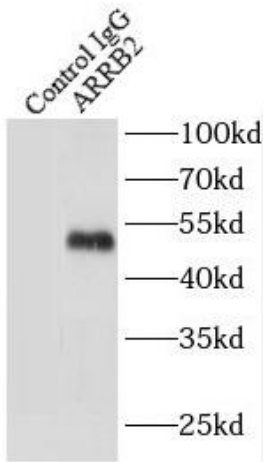
Tel : (0086)027-87384275

Fax: (0086)027-87800889

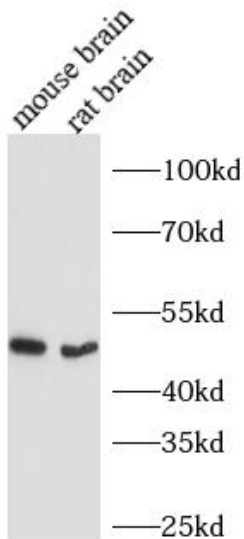
www.fn-test.com



Immunohistochemistry of paraffin-embedded human tonsil tissue slide using FNab00876(Beta Arrestin 2 Antibody) at dilution of 1:200



IP Result of anti-Beta Arrestin 2 (IP:FNab00876, 4ug; Detection:FNab00876 1:1000) with RAW 264.7 cells lysate 4000ug.



Various lysates were subjected to SDS PAGE followed by western blot with FNab00876(Beta Arrestin 2 antibody) at dilution of 1:1000